

GRADUATE STUDENT SURVEY

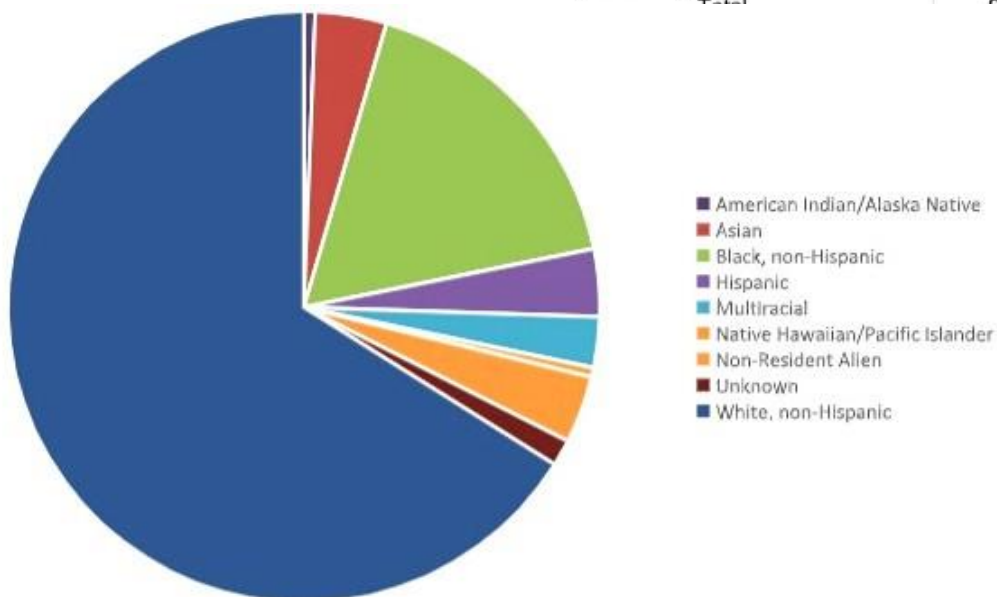
FALL 2021



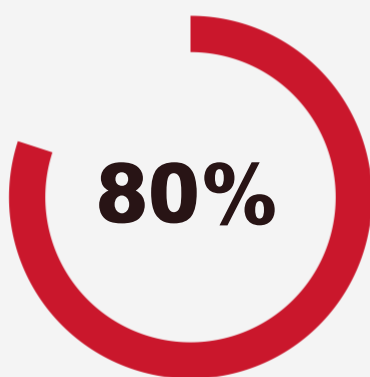
This report presents an overview of key data derived from items in the Graduate Student Satisfaction (GSS) survey. This GSS was administered during the fall semester of 2021. The general objective of the GSS is to gather graduate student perceptions related to several components of their educational experience at the University of South Alabama. Of the 5,519 graduate students currently enrolled at USA, the final sample included 976 respondents.

Respondent Racial Demographics:

	N	%
American Indian/Alaska Native	6	.6%
Asian	38	3.9%
Black, Non-Hispanic	169	17.3%
Hispanic	36	3.7%
Multiracial	27	2.8%
Native Hawaiian/Pacific Islander	5	.5%
Non-Resident Alien	36	3.7%
Unknown	14	1.4%
White, Non-Hispanic	645	66.1%
Total	976	100%

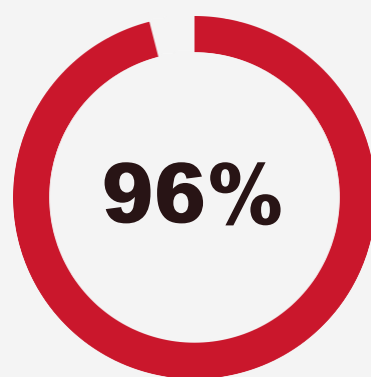


80% of graduate students reported being satisfied with the academic advising they received



Of 968 respondents, 80.17% agreed or strongly agreed that they are satisfied with the academic advising they received in Fall 2021. 12.91% disagreed and 6.92% strongly disagreed

96% reported that they find the electronic library full-text databases useful during their studies



Of 874 respondents, 96.23% agreed or strongly agreed that they find the electronic library full-text databases useful during their studies. 2.52% disagreed and 1.26% strongly disagreed.

Where can we improve?


Community Impact

22% of students reported a neutral stance when asked if they felt that their educational experiences have a positive impact on the broader community and region

Financial Stress

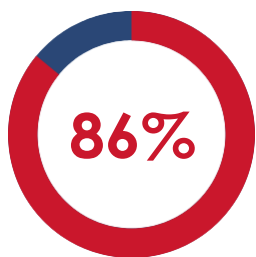
45% of students reported financial stress as being a major challenge

Graduate Students and Professional Training:

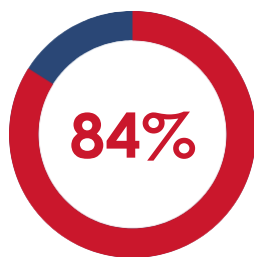


Of the 155 graduate students who said they were doing a thesis/dissertation, 89.47% reported that their advisor encourages them to submit their work for publication

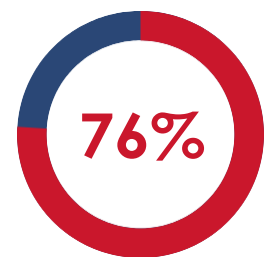
440 graduate students reported participating in clinical placements/field experiences/internships/externships



86% of these students said they were satisfied with the overall quality of training they have received



84% of these students reported that their skills and abilities in respect to working with people of different cultures improved



76% of these students reported being satisfied with the opportunity to work in a setting of their choice

Graduate Students and Faculty:

